




Clue Awareness & Identification



Clark County Sheriff Core Comp Rev. # 2018.1
Clue Awareness

Core Competency Objectives

- This session will comply and meet Core Comp Criteria for:
 - Clue Awareness and Identification

Requirement	Classroom - Performance Criteria
Through written evaluation the applicant will demonstrate knowledge of the clue awareness and identification involved in Search and Rescue in the State of Washington.	<ol style="list-style-type: none">1. Define the types of clues for a search and rescue operation.2. The elements of sign and how to protect and preserve them.3. The definition of "sign": <u>the discoverable physical evidence of the passage or presence of a person.</u>

Types of Clues for a SAR Operation

- FootPrints
- Broken Branches
- Candy Wrappers
- Clothing
- Sounds
- Smells
- Dropped equipment or personal items

Types of Clues for a SAR Operation

- Clues can come in all forms. Do not limit yourself to just looking down and in front of you.
- Look up and side to side
- Take your time

Definition of Sign

- “The discoverable physical evidence of the passage or presence of a Person”.
- This includes everything that a person could possibly leave that can be observed by the human eye

Types of Clues for a SAR Operation

- Searching can be strenuous not only to the body, but to the mind and eyes as well.
- Do not overtax yourself and your powers of observation. Take “Mental “ breaks as well to rest your eyes and mind.



The Elements of sign and how to Protect and Preserve them.

- Any Clue that assists in the Discovery of a subject.
- Can be Photographed
- Can be sketched
- Keep others away from the Sign
- Contact CP for instruction's on how to proceed

Communication

- Notify Base camp or Dispatch
- Use of a radio; if not available use a runner to contact authorities
- Use a Cell Phone if allowed by the ICP
- Use a HAM Radio if you or a team member has one available



Containment of Scene

- Keep the area secure. You can NEVER take too many notes regarding the scene, and who has come and gone from the area.
- Be prepared for the “stampede” if you announce you found something. Human nature dictates curiosity.
- Do not allow others in the area and tell them to stay away.



Investigators Arrive

- Be prepared to explain to investigators what you saw and what you did.
- Do not be afraid of declaring something when you have doubt. Everything in a crime scene area has value.

Items located and reporting

- The IC will give you directions on how to mark and preserve the item
- Be prepared to radio the coordinates and detailed description
- Take good notes



Questions?